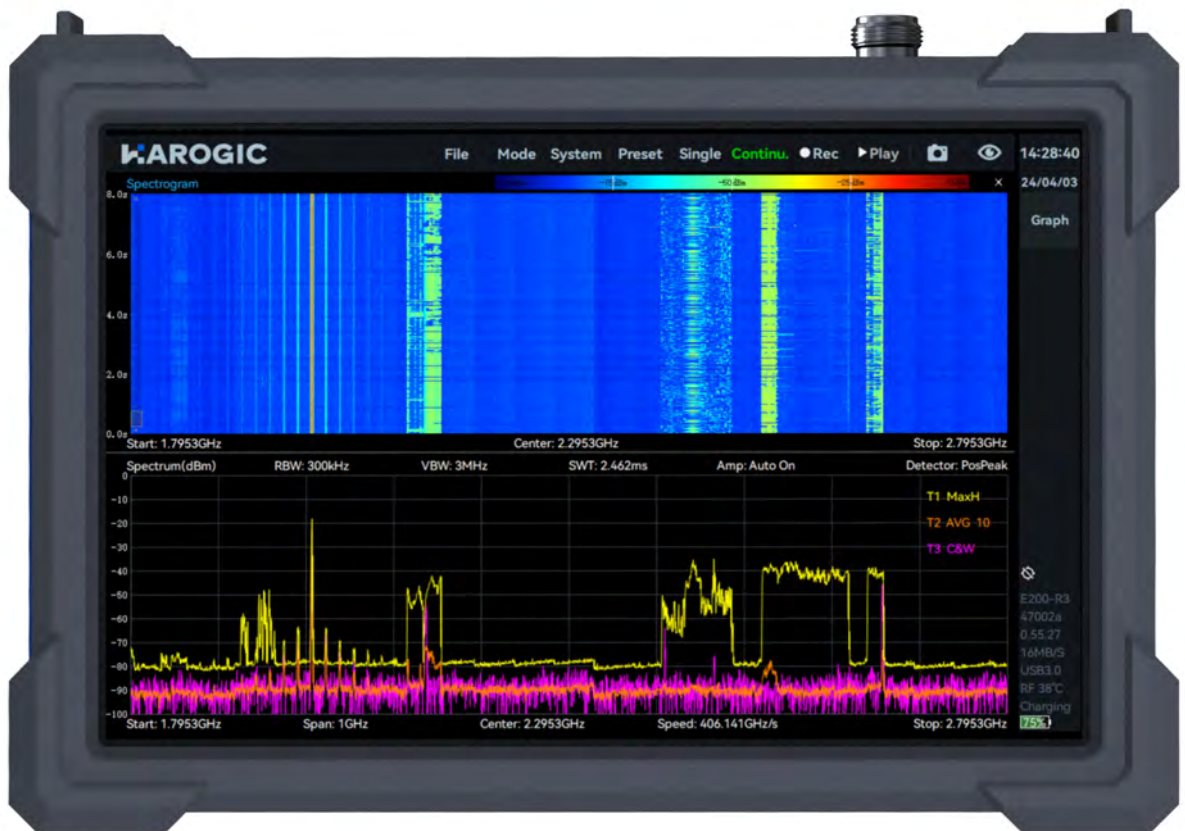


Extend RF Boundaries.

CUTTING-EDGE
RF INSTRUMENTS AND MORE



Extend
RF Boundaries.

HAROGIC



HAROGIC explores bold idea to deliver precise and reliable RF instruments for every innovator. From higher dimensions to real-world impact, we empower innovators to explore, create and redefine what's possible for cutting-edge RF systems and more.

 info@harogic.com

 www.harogic.com

PRODUCT PORTFOLIO OVERVIEW



Handheld Real-time Spectrum Analyzer

- Light as 1.5 kg with 10.1-inch touchscreen
- Frequency range up to 40 GHz
- Build-in FPGA for real-time spectrum analysis
- Channel power, ACPR, OBW, Phase noise and more (std.)



USB Real-time Spectrum Analyzer

- Frequency range up to 40 GHz
- Analysis bandwidth up to 100 MHz
- Sweep speed over 1 THz/s
- Module light as 300 grams



1GbE-connected Real-time Spectrum Analyzer

- 1GbE-connected for long distance communication
- Frequency range up to 40 GHz
- Compatible with Windows and Linux OS
- Built-in GNSS (std.)





AROGIC

Portable Makes Possible.

HANDHELD REAL-TIME
SPECTRUM ANALYZER
PXN-400 40 GHz





The PX series packs a punch with its handheld real-time spectrum analyzer, featuring a sleek 10.1-inch full touch screen. Weighing in at just 1.5 kg, this lightweight marvel covers a frequency range from 9 kHz to 40 GHz. With an analysis bandwidth of up to 100 MHz and a sweep speed of up to 900 GHz/s, it's a powerhouse.



PX series comparison table

Model	PXE-90	PXE-200	PXN-400
Frequency	9 kHz-9.5 GHz	9 kHz-20.0 GHz	9 kHz-40.0 GHz
Architecture	SHR	SHR	SHR
Preselect filters	14	19	11
Analysis bandwidth		100 MHz	
1 GHz phase noise, 10 kHz offset (typ.)	-101 dBc/Hz	-100 dBc/Hz	-107 dBc/Hz
DANL at 1 GHz (typ.)	-168 dBm/Hz	-168 dBm/Hz	-161 dBm/Hz
Touchscreen		10.1-inch	
Weight		1.5 kg	
Battery life (typ.)		3 h	



AROGIC

Portable Makes Possible.

HANDHELD REAL-TIME
SPECTRUM ANALYZER
PXE-200 20 GHz



Main working mode description

PX series is capable of four working modes, including SWP (standard spectrum analysis), IQS (IQ streaming), DET (power detection analysis or zero span), and RTA (real-time analysis).

Description of the main working modes of SASudio4

Standard Spectrum Analysis (SWP)

The capabilities of SWP mode include: panoramic scanning, waterfall graph, record and playback, phase noise, IM3, channel power, XdB, OBW, ACPR.



IQ Streaming (IQS)

The capabilities of IQS mode include: observation of IQ time domain waveforms and corresponded spectrum data, record and playback, demodulation, and digital down-conversion (DDC).



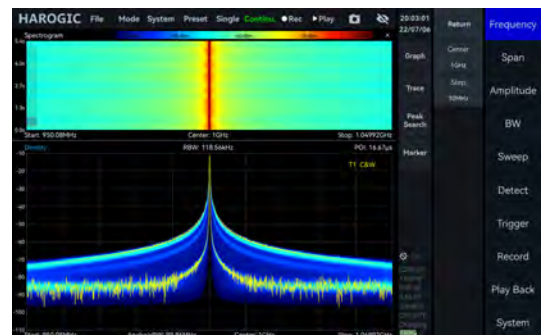
Detection Analysis Mode (DET)

The capabilities of DET mode include: power waveform observation and analysis, record and playback.



Real-time Spectrum Mode (RTA)

The capabilities of RTA mode include: real-time spectrum probability density plots, record and playback and waterfall graph.





AROGIC

Create your RF System Now.

USB REAL-TIME
SPECTRUM ANALYZER
SAN-400 40 GHz





The SA series by HAROGIC delivers compact USB real-time spectrum analyzers that are as sleek and portable as your smartphone. With SWaP-C (Size, Weight, and Power - Cost) optimization and self-developed filters, these lightweight instruments are perfect for embedded RF systems and portable RF measurements.



SA series comparison table

Model	SAM-60	SAM-80	SAE-90	SAE-200	SAN-400
Frequency	9 kHz-6.3 GHz	9 kHz-8.5 GHz	9 kHz-9.5 GHz	9 kHz-20.0 GHz	9 kHz-40.0 GHz
Sweep Speed	300 GHz/s	300 GHz/s	1200 GHz/s	1200 GHz/s	500 GHz/s
Architecture	Low IF	Low IF	SHR	SHR	SHR
Preselect filters	8	8	14	19	11
Analysis bandwidth	100 MHz				
1 GHz phase noise, 10 kHz offset (typ.)	-114 dBc/Hz	-120 dBc/Hz	-101 dBc/Hz	-100 dBc/Hz	-107 dBc/Hz
Weight	< 400 g				
Size	160*60*20 mm	160*60*20 mm	140*65*25 mm	140*65*25 mm	140*65*25 mm



HAROGIC

Unleash Limitless Connectivity.

1GbE-CONNECTED
SPECTRUM ANALYZER
NXE-200 20 GHz



9 kHz – 20 GHz real-time spectrum analyzer
SHR architecture, 19 segments preselect filter
100 MHz analysis bandwidth, 320 GHz/s
Weight 660 grams, size 167 mm*117 mm*28 mm
Highly compatible interfaces and SASstudio4



- 1GbE-connected real-time spectrum analyzer ■
- Frequency range up to 40 GHz ■
- Analysis bandwidth up to 100 MHz ■
- Built-in FPGA signal processing ■
- Built-in GNSS (std.) ■
- Lightweight as 660 grams and power consumption low as 16 W ■



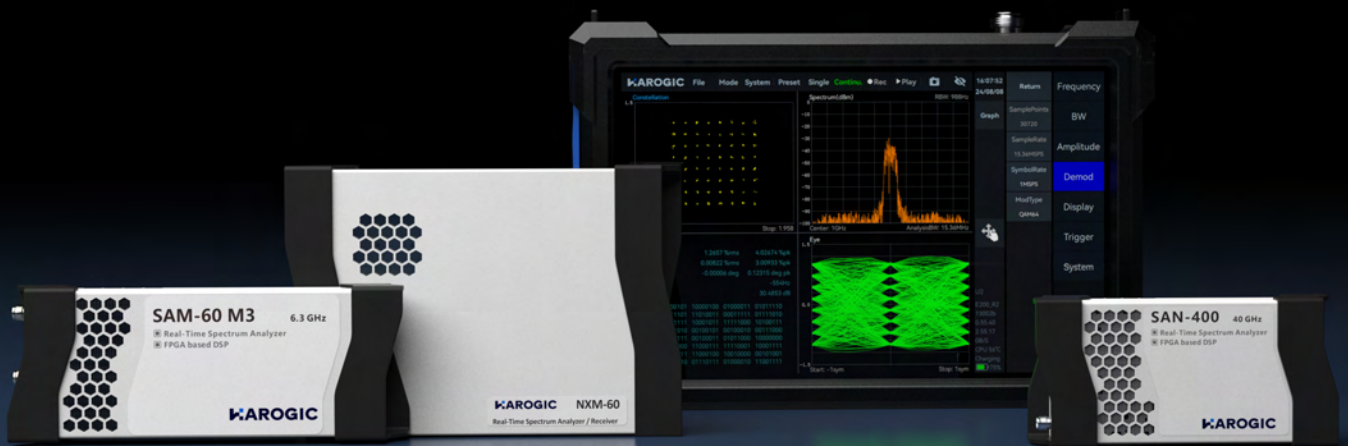
NX series comparison table

Model	NXM-60	NXM-80	NXE-90	NXE-200	NXN-400
Frequency	9 kHz-6.3 GHz	9 kHz-8.5 GHz	9 kHz-9.5 GHz	9 kHz-20.0 GHz	9 kHz-40.0 GHz
Sweep Speed	78 GHz/s	163 GHz/s	330 GHz/s	330 GHz/s	300 GHz/s
Architecture	Low IF	Low IF	SHR	SHR	SHR
Preselect filters	8	8	14	19	11
Analysis bandwidth	100 MHz				
1 GHz phase noise, 10 kHz offset (typ.)	-114 dBc/Hz	-120 dBc/Hz	-101 dBc/Hz	-100 dBc/Hz	-107 dBc/Hz
Weight	<660 g				
Size	167*117*28 mm				

KAROGIC

Extend RF Boundaries.

SPECTRUM ANALYSIS
IQ DEMODULATION
RF SYSTEMS AND MORE






HAROGIC

Service & Support.

 info@harogic.com

 www.harogic.com

Comprehensive support from our global distributor sales network
Official online technical support service: always up-to-date
Third-party calibration service supported
After-sale repair service
Standard three-year warranty



 www.harogic.com

 info@harogic.com